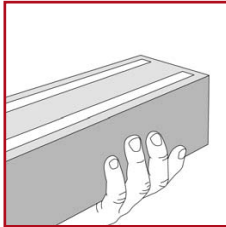


# Usage instructions

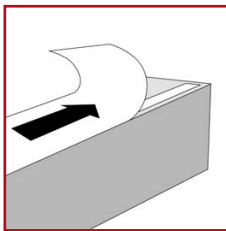
## Pallet skids




### Correct



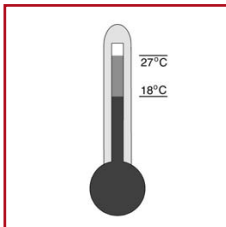
*Do not touch the adhesive lines!*



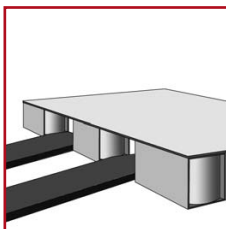
*Protect the adhesive lines against dust and soiling!*



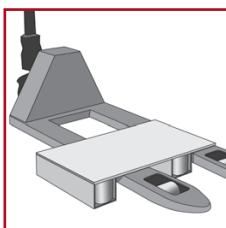
*Only apply the pallet skids in the desired position on boxes and formats. Do not adhere directly onto the packaged material!*



*Process at room temperature. Use at temperatures below 5°C should be avoided entirely.*

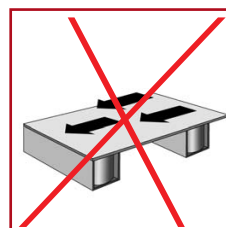
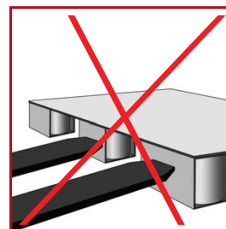
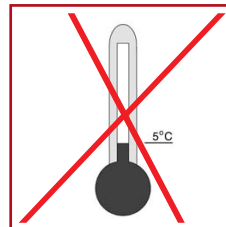
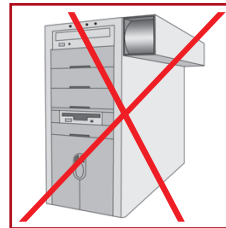
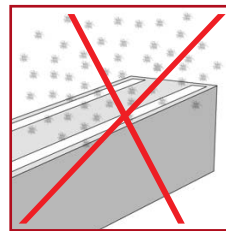
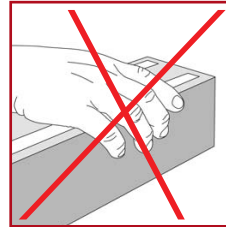


*The skids can be handled using any industrial truck or fork-lift truck. The forks should be inserted precisely in the intended spaces. This avoids damage to the skids.*



*Pallet skids should only ever be moved using lifting equipment (industrial truck, fork-lift truck, etc.). Sliding - particularly on non-slip surfaces - must be avoided.*

### Incorrect



# Application

Any questions? Please call us! +49 4106 7773-11  
**IMPORTANT! Please note our safety instructions!**

Status: April 2006